

2014 - 2015 Overview of Undergraduate Study Abroad Participation



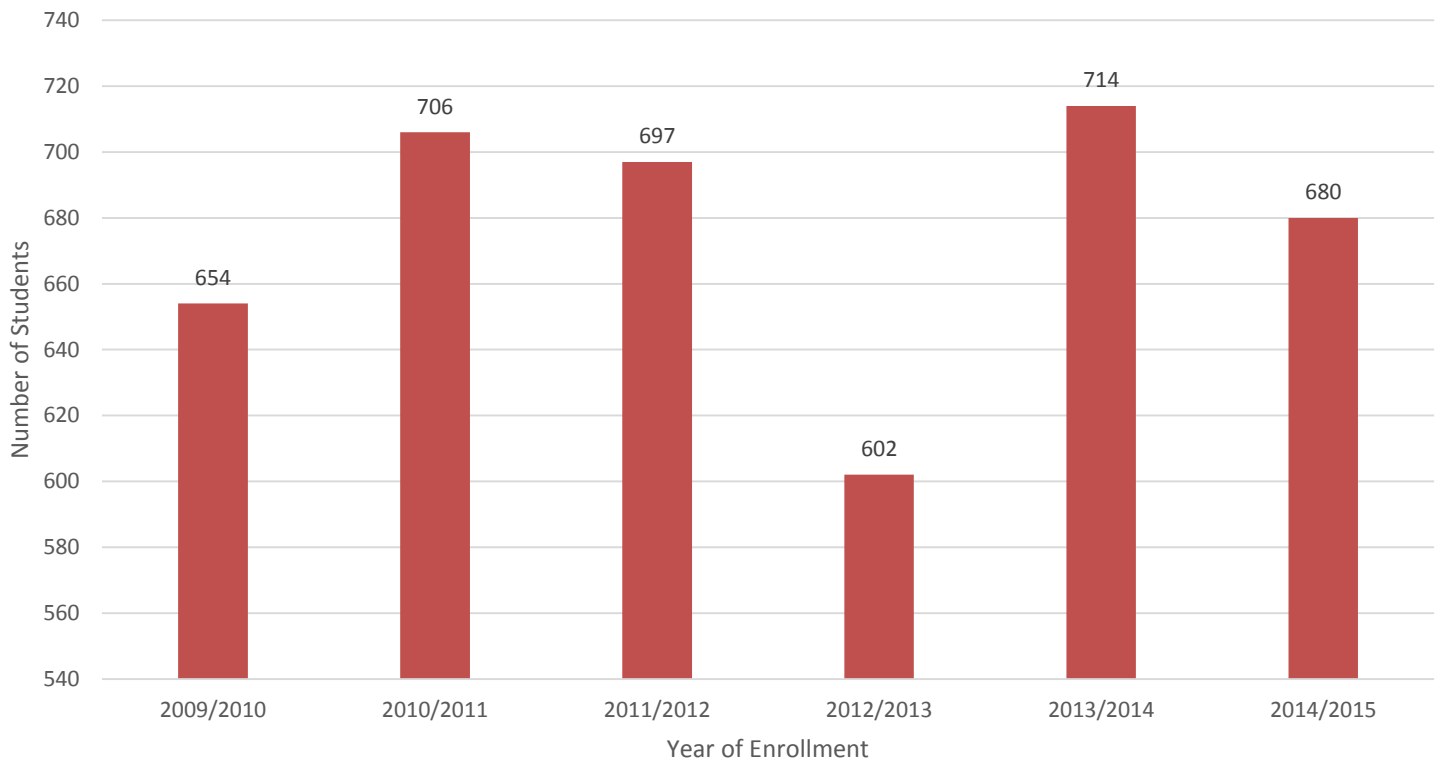
OFFICE for INTERNATIONAL PROGRAMS

Table of Contents

UNDERGRADUATE STUDY ABROAD PARTICIPATION RATES.....	3
SUMMARY OF UNDERGRADUATE PARTICIPATION	4
CLASS STANDING AND GENDER PROFILE	5
ETHNIC BACKGROUND.....	6
STUDY ABROAD ENROLLMENT BY MAJOR.....	7
STUDY ABROAD PARTICIPATION BY DESTINATION	10
SCHOLARSHIPS AND GRANTS AWARDED FOR STUDY ABROAD	12
2014-2015 GLOBAL FACULTY-LED PROGRAMS.....	13
LOYOLA STUDY ABROAD PROGRAMS BY PROGRAM TYPE	14

Undergraduate Study Abroad Participation Rates*

Fall 2009 - Summer 2015



***Note:** Students participating in non-credit bearing programs are not included in enrollment numbers.

Summary of Undergraduate Participation

Term to Term Comparison:

Academic Year 2014-2015	Fall Semester 2014	Spring Semester 2015	J-Term 2015	Spring Break 2015	Summer 2015	Total for Year
21	122	264	13	14	246	680

Highlights:

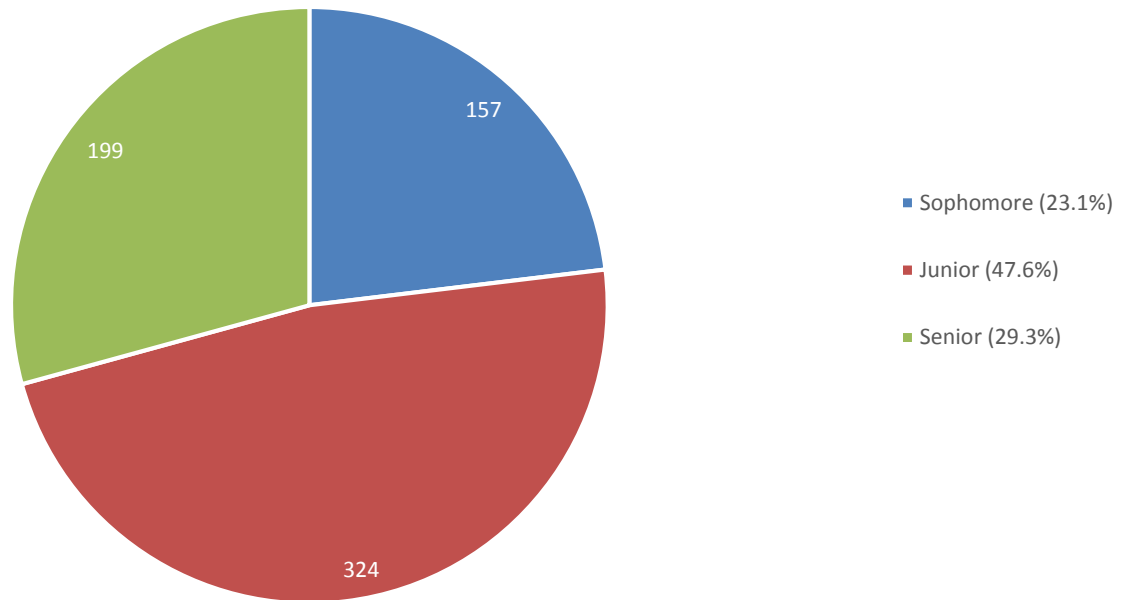
- The number of undergraduate study abroad participants **decreased by 4.8%** overall, from 714 students in 2013-14 to 680 students in 2014-15.
- Students earned an estimated **10,200 credit hours** while studying abroad.
- **57.6%** (392 students) of students participated in a Loyola Global Center program (Rome, Beijing, Vietnam), representing an increase from **52.5%** (374 students) in 2013-2014.
- **20.1% (137 students)** studied abroad through a Global Partner program.
- **17.7% (121 students)** took part in a Loyola sponsored J-Term, Spring Break, or Summer Global Faculty-led program.
- **1.6% (11 students)** studied abroad through a Global Exchange program.
- Loyola students were awarded a total of **\$354,200** in study abroad scholarships during the 2014-2015 academic year representing a **21.3% increase** in award dollars from 2013-2014. The average award amount per student was **\$2,856**.
- **18.2%** of study abroad participants (124 students) received funding specifically to study abroad, representing a **4% increase** from 2013-2014.
- **108 students**, or **15.8%** of the total number of students participating in study abroad, were Interdisciplinary Honors Program students. This figure represents **12.2%** of the total number of Interdisciplinary Honors Program students at LUC in 2014-15 (882 students), and a 16.9% decrease in participation compared to the 2013-2014 academic year. In addition, 5 Quinlan School of Business Honors Program students studied abroad.
- **176 students (25.8%)** identified as an ethnic minority in 2014-15, representing an **increase of 1.9%** from 2013-14.
- **64 students (9.4%)** were first-generation college students, which represents **2.6%** of the total first-generation college student population at LUC (2,422 students).
- **117 students (17.2%)** who studied abroad were Federal Pell Grant recipients representing a decrease of 4.5% from 2013-2014.

Class Standing and Gender Profile

Class Standing:

Of the students who participated in study abroad programs during 2014-2015, the percentage breakdown by class standing at the time of studying abroad resulted in:

Class Standing 2014-2015



Gender Profile:

Of the students who were abroad during 2014-2015, the percentage breakdown by gender resulted in:

- Female: 505 students (74.3%)
- Male: 175 students (25.7%)

The 2014-15 general LUC undergraduate student population was 64.5% female, 35.5% male.

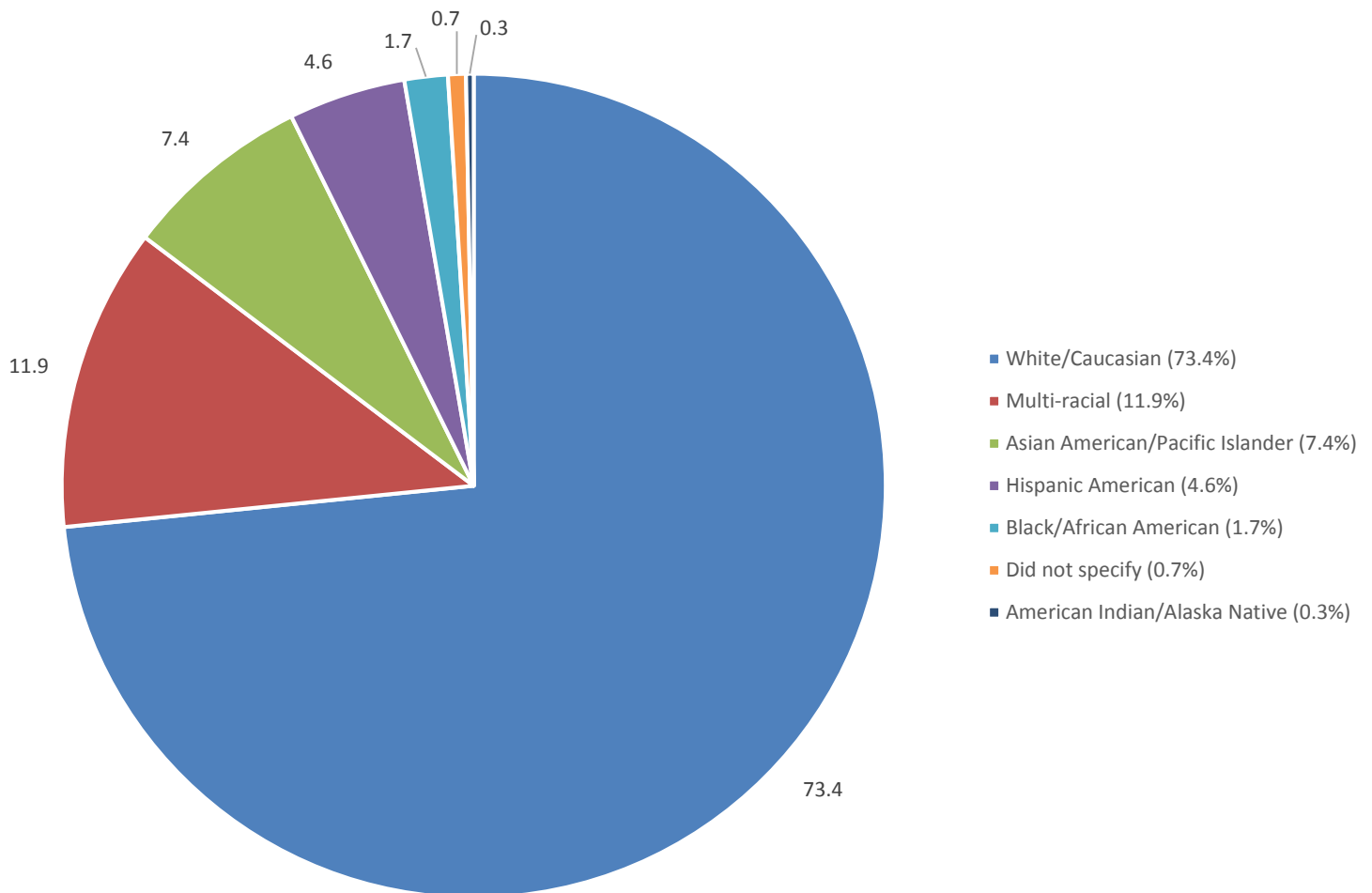
The 2012-13 national study abroad student population was 65.3% female, 34.7% male.*

*Institute of International Education. (2014). "Profile of U.S. Study Abroad Students, 2000/01-2012/13." *Open Doors Report on International Educational Exchange*. Retrieved from <http://www.iie.org/opendoors>

Ethnic Background

Students were asked to self-report ethnic background in LOCUS, resulting in the following breakdown:

- White/Caucasian: 499 students (73.4%)
- Multi-racial: 81 students (11.9%)
- Asian American: 50 students (7.4%)
- Hispanic American: 31 students (4.6%)
- Black/African American: 12 students (1.7%)
- Did Not Specify: 5 students (0.7%)
- American Indian/Alaska Native: 2 students (0.3%)



25.9% of study abroad students identified themselves as an ethnic minority in LOCUS. The general LUC undergraduate population is comprised of 34% ethnic minorities.

Study Abroad Enrollment by Major*

The following is a breakdown of study abroad enrollments by major, listed by school or college. If a student was completing a double or triple major, each major was included in the total below in order to accurately reflect major distributions across different colleges/schools. Therefore, the total number of majors is greater than the total number of individual students studying abroad. Total number of majors represented: 72

**Note: Figures are based on students' academic information in LOCUS*

College of Arts & Sciences

Humanities	
Classical Civilization	6
English	30
English: Creative Writing	5
Art History	4
Dance	10
Music	1
Studio Art: Drawing & Painting	2
Visual Communication	10
French	8
Spanish	15
History	23
Philosophy	4
Philosophy: Social Justice	2
Theatre	13
Theology	3

Sciences	
Biology	51
Biology: Emphasis in Ecology	4
Biology: Emphasis in Molecular Biology	4
Biophysics	2
Biochemistry	7
Chemistry	1
Computer Science	4
Communication Networks & Security	1
Software Engineering	2
Mathematics	2
Mathematics & Computer Science	1
Physics	4
Theoretical Physics & Applied Math	1

<i>Social Sciences</i>	
Anthropology	17
Criminal Justice & Criminology	15
Political Science	49
Applied Psychology	1
Psychology	45
Sociology	9
Sociology & Anthropology	2

<i>Interdisciplinary Programs</i>	
Bioinformatics	4
Forensic Science	3
Human Services	2
International Studies	69
Women's Studies & Gender Studies	4

Institute for Environmental Sustainability

Environmental Policy	1
Environmental Science	16
Environmental Science: Conservation & Restoration	3
Environmental Science: Food Systems & Sustainable Agriculture	2
Environmental Studies	7

Quinlan School of Business

Accounting	17
Economics	32
Entrepreneurship	2
Finance	30
Information Systems	16
International Business	31
Management	14
Marketing	32
Operations Management	4
Sport Management	8

School of Communication

Advertising & Public Relations	65
Advocacy & Social Change	4
Communication Studies	21
Film & Digital Media	4
International Film & Media Production	2
Journalism	17

School of Education

Bilingual/Bicultural Education	2
Early Childhood Special Education	2
Elementary Education	6
Math Education	3
Secondary Education	10
Special Education	4

School of Social Work

Bachelor of Social Work	4
-------------------------	---

Marcella Niehoff School of Nursing

Exercise Science	2
Health Systems Management	9
Nursing	38

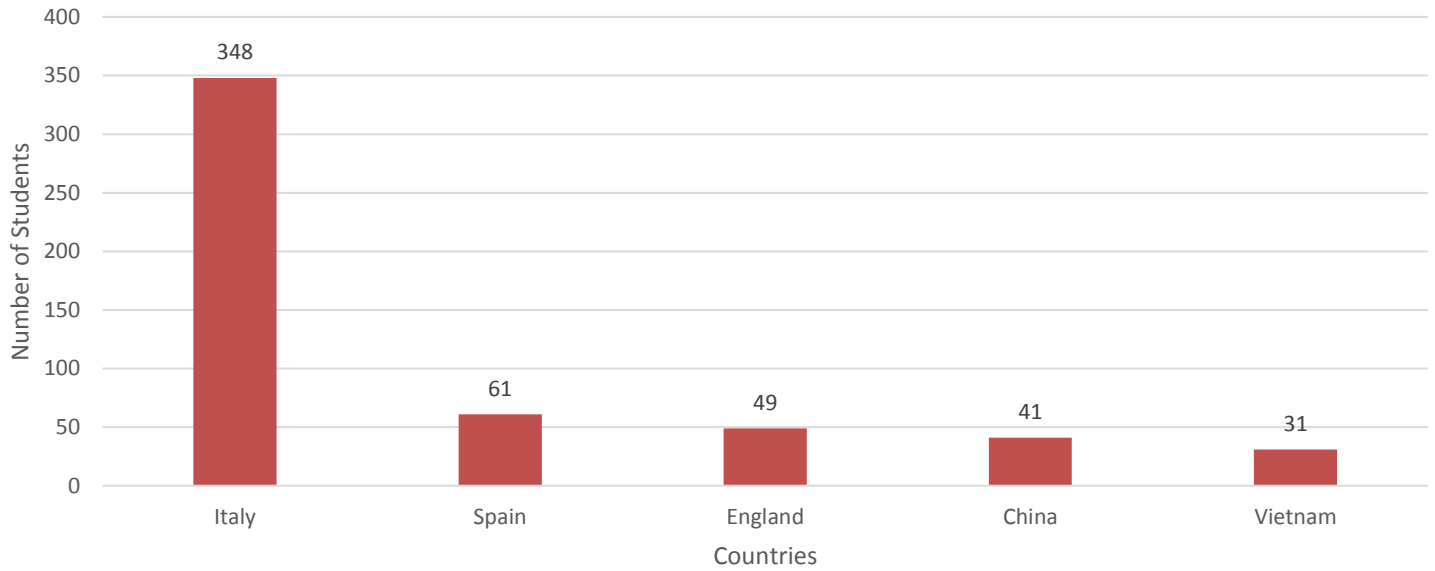
Undeclared: 11

Dual majors: 173

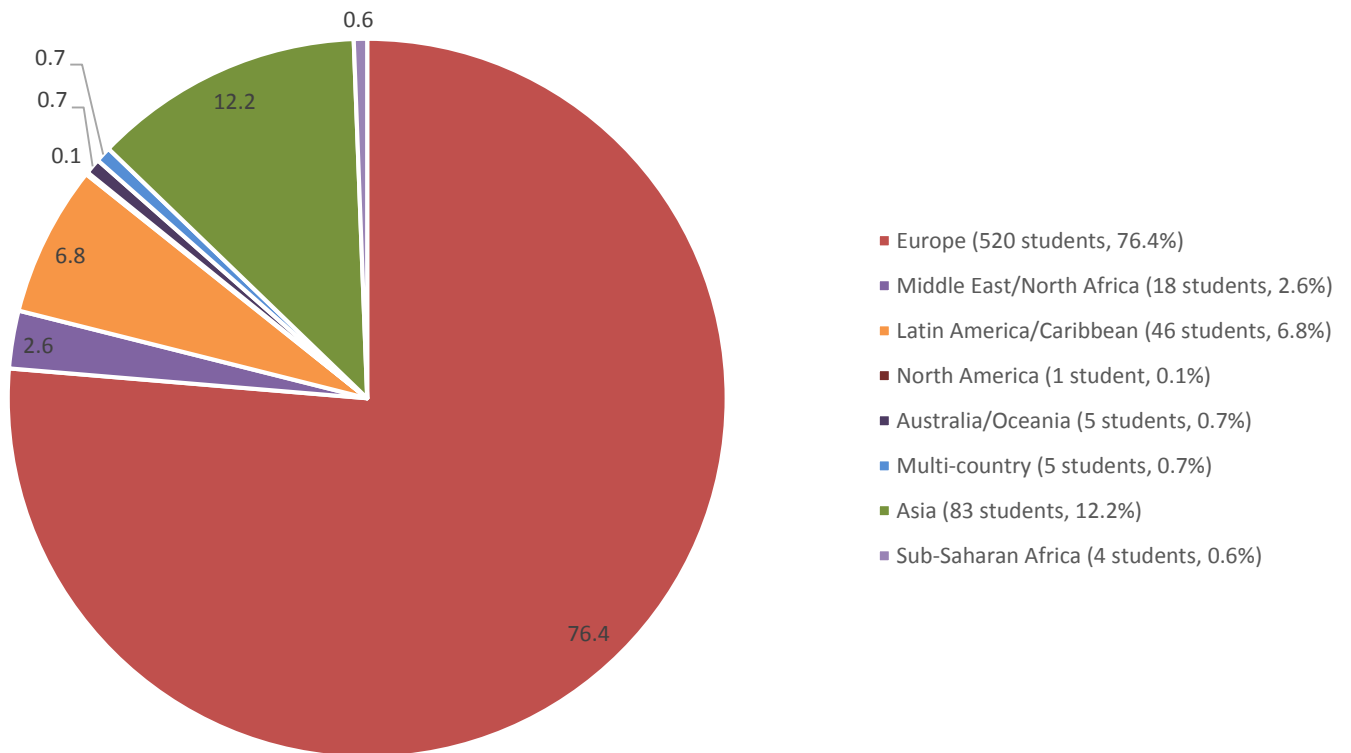
Triple majors: 1

Study Abroad Participation by Destination

Five Most Popular Destinations



Participation by Region



Study Abroad Participation by Destination – All Countries

Argentina:	3
Australia:	4
Austria:	2
Belize:	27
Chile:	6
China:	41
Costa Rica:	7
Croatia:	1
Cuba:	2
Czech Republic:	7
Dominican Republic:	1
England:	49

France:	13
Germany:	3
Ghana:	1
Greece:	22
India:	4
Ireland:	11
Italy:	348
Japan:	3
Korea:	4
Mexico:	1
Morocco:	2
Multi-country:	5

Netherlands:	1
New Zealand:	1
Peru:	1
Poland:	1
Scotland:	1
South Africa:	3
Spain:	61
Tunisia:	14
Turkey:	2
Vietnam	31

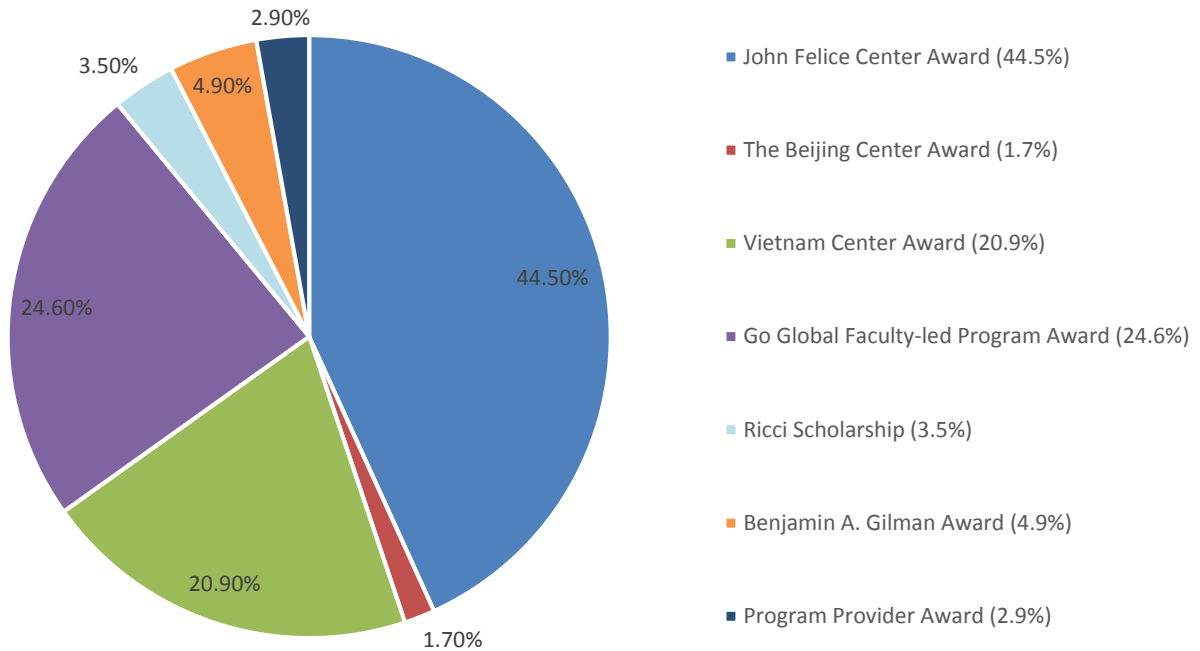
Total Number of Countries Represented: 34

Where Loyola University Chicago Students Studied



Scholarships and Grants Awarded for Study Abroad

Total Awarded for 2014-2015: \$354,200



John Felice Rome Center Awards: The Rome Center offers several awards specifically for Rome Center students, thanks to generous Rome Center alumni and benefactors.

Ricci Scholarships: The Ricci Scholars Program awards selected students with grants to fund travel, research and exploration during a junior year of study divided between the John Felice Rome Center and The Beijing Center for Chinese Studies.

Benjamin A. Gilman Awards: This scholarship provides awards of up to \$5,000 to U.S. undergraduate students who are receiving federal Pell Grant funding to participate in study abroad programs worldwide.

Go Global Faculty-led Program Awards: These \$2500 grants are awarded to students who demonstrate financial need in order to facilitate their participation on a Loyola University Chicago Global Faculty-led program.

Program Provider Awards: These awards are funded by Global Partner programs: University Studies Abroad Consortium, School for International Training, the Institute for the International Education of Students, Academic Programs International, the Center for International Studies, and the School for Russian and Asian studies.

2014-2015 Global Faculty-led Programs

Location	Term	Course	Faculty Leader	College/School
Belize	J-Term	ENVS 340/BIOL 395: Natural History of Belize	Fr. Stephen Mitten	Institute of Environmental Sustainability
Belize	Spring Break	ENVS 345/BIOL 395: Conservation and Sustainability of Neotropical Ecosystems	Fr. Stephen Mitten	Institute of Environmental Sustainability
Dominican Republic	Summer	ECON399: International Development and Business Consulting in Emerging Markets; Microcredit Consulting in the Dominican Republic	Dr. Mine Cinar, Dr. Hyeock (Ian) Lee, Michael Welch, J.D.	College of Arts and Sciences
Greece	Summer	CLST 206: Art of Ancient Greece	Dr. Brian Lavelle	College of Arts and Sciences
England	Summer	COMM 278: International Public Relations	Dr. Marjorie Kruvand	School of Communication
Italy	Summer	CIEP 360: Interdisciplinary Workshop: Culture and Identity; ELPS 302: Philosophy and Education	Dr. Janis Fine, Dr. Amy Shuffleton	School of Education
Spain	Summer	SPAN 103 & 104: Intermediate Spanish; SPAN 250 & 251: Composition & Conversation; SPAN 270/271: Main Currents of Spanish Literature; SPAN 300: Advanced Oral Expression	Dr. Scott Hendrickson, S.J.	College of Arts and Sciences
Spain	Summer	SPAN 397: Topics in Hispanic Literature; LIT 283: Major Authors in Translation	Dr. Scott Hendrickson, S.J.	College of Arts and Sciences
Tunisia	Summer	PLSC 300: Arab Spring, Democratic Change, Islam, Gender, and U.S. Foreign Policy	Dr. Peter J. Schraeder	College of Arts and Sciences
Vietnam	Summer	DANC 398: Undergraduate Research in Dance	Ms. Amy Wilkinson	College of Arts and Sciences

Loyola Study Abroad Programs by Program Type

Loyola Global Centers: Italy, China, Vietnam

Global Faculty-led Programs: Belize, Dominican Republic, England, Greece, Italy, Spain, Tunisia, Vietnam

Global Exchanges: France, Spain, Ireland, Mexico, Japan, Korea

Global Partner Programs:

Academic Programs International (API):

Argentina, Bhutan, Chile, China, Costa Rica, Croatia, Cuba, England, France, Germany, Hungary, Ireland, Italy, Mexico, Poland, Portugal, Qatar, Scotland, Spain, United Arab Emirates

Center for International Studies (CIS):

Oman; Summer internships in: Australia, China, Costa Rica, Ecuador, England, France, Ireland, New Zealand, Spain

Institute for the International Education of Students (IES):

Argentina, Australia, Austria, Brazil, Chile, China, Costa Rica, Ecuador, England, European Union, France, Germany, India, Ireland, Italy, Japan, Morocco, Netherlands, New Zealand, South Africa, Spain, Turkey

Jesuit Partner Universities: Marquette University, South Africa; Fordham University, England; Universidad Loyola Andalucía, Spain; University of San Francisco, the Philippines; Universidad Alberto Hurtado, Chile; Santa Clara University, El Salvador

School for International Training (SIT):

Argentina, Australia, Balkans, Bolivia, Brazil, Cameroon, Czech Republic, Ecuador, France, Ghana, India, Indonesia, Jordan, Kenya, Madagascar, Mongolia, Morocco, Nepal, Netherlands, Nicaragua, Panama, Peru, Rwanda, Samoa, Senegal, Serbia, South Africa, Switzerland, Tanzania, Tunisia, Uganda

School for Russian and Asian Studies (SRAS):

Georgia, Kyrgyzstan, Poland, Russia, Ukraine

University Studies Abroad Consortium (USAC):

Australia, Brazil, Chile, China, Costa Rica, Cuba, Czech Republic, Denmark, England, France, Germany, Ghana, India, Ireland, Israel, Italy, Japan, Netherlands, New Zealand, Norway, Scotland, South Korea, Spain, Sweden, Thailand, Turkey