

2015 - 2016 Overview of International Student Enrollment



OFFICE for INTERNATIONAL PROGRAMS

Sullivan Center, Suite 206 • Chicago, IL 60660 • 773-508-3899 • LUC.edu/iss • iss@luc.edu

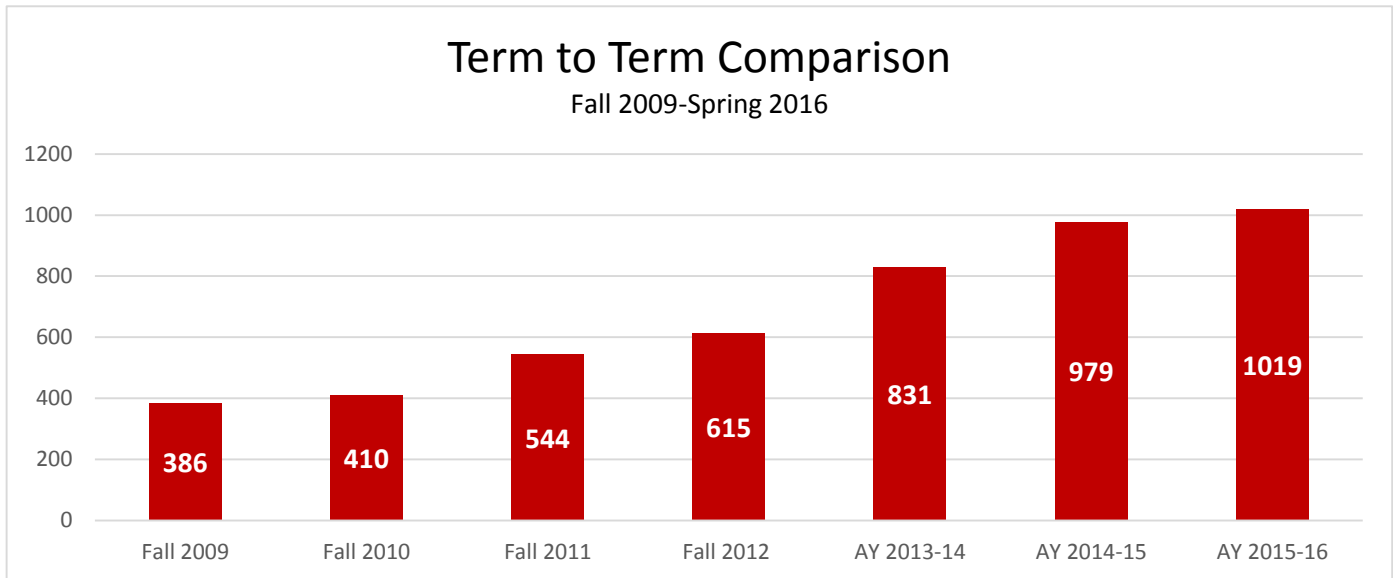
Table of Contents

SUMMARY AND HIGHLIGHTS.....	2
INTERNATIONAL STUDENT COUNTRIES OF ORIGIN.....	4
PROGRAM OF STUDY OVERVIEW.....	8
ADDITIONAL DEMOGRAPHIC INFORMATION	10

Summary and Highlights – 2015-16 Academic Year

Total number of full-time, F-1 visa students: 1019

- Undergraduate: 400
- English Language Learning Program (ELLP): 96
- Graduate: 461
- Optional Practical Training (OPT) Students: 62



Note: Spring semester enrollment data was not available until Spring 2014, and therefore figures do not include Spring semester data until the 2013-14 academic year.

The following graphs contained in this report *do not* include those students involved in Optional Practical Training.

Highlights

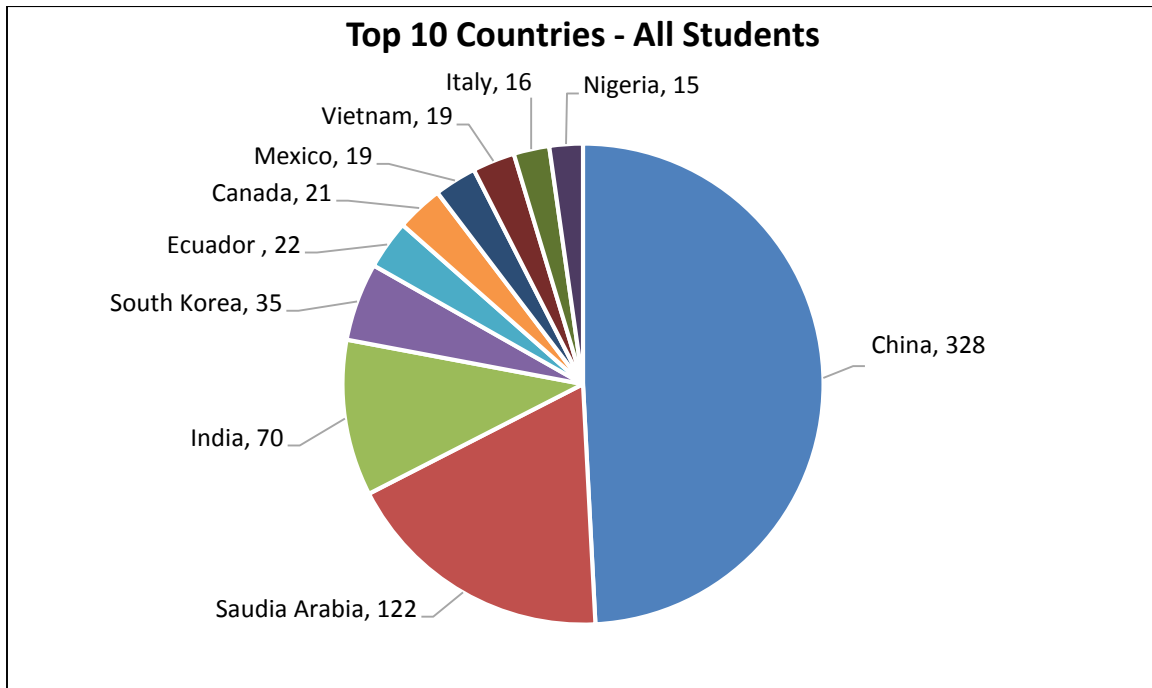
The statistics reflected throughout this report include **only** students who came to Loyola University Chicago in the **F-1 visa category as full time students** (1019). This number includes those students enrolled in the English Language Learning Program (ELLP). It does not include students participating in the Chicago Center or in a semester-long exchange program.

- The statistics show a **4.1% increase** in F-1 student enrollment between the 2014-15 and 2015-16 academic years.
- **46% (861 students)** of all international, full time students in the F-1 category participated in undergraduate programs; **54% (461 students)** participated in graduate programs. This represents a decrease of 3% in overall undergraduate enrollment over the last year and a corresponding increase of 3% in overall graduate enrollment.

Loyola University Chicago was also host to a number of F-1 part-time/non-degree and J-1 non-degree students during 2014-15 academic year. These students included:

- **18 J-1 exchange students** who attended Loyola through agreements with six overseas partner universities. An additional **15 J-1 students** participated in the Double Degree program in Business Administration with Universidad Loyola Andalucía.
- **26 non-degree, F-1** international students participated in the **Chicago Center** program. Students in the Chicago Center program are primarily from China and South Korea.
- The English Language Learning Program (ELLP) participated in the Mexican scholarship program, Proyecta 100,000, and hosted a cohort of **20 Mexican students and teachers** in the summer 2016 term. This program provides Mexican government-sponsored scholarships to underserved students and teachers in order that they may study short-term intensive English language courses in the U.S.
- With the generous support of the Council of Regents and others, and in collaboration with the Institute of Pastoral Studies, the ELLP helped to host a group of **eight participants from Italy and Poland** who have dedicated their lives to serve the Church. The participants enrolled in ESL coursework and visited many local parishes and Church institutions in order to strengthen their language skills and to gain greater insight into parish leadership in the U.S.
- Graduate conditional admission was implemented to grant admission to qualified candidates who have demonstrated their academic abilities in the classroom but may need additional English language preparation and support in order to succeed in a graduate program. Thus far, the ELLP has supported six conditionally-admitted graduate students: 1 LLM, 2 IPS, 1 Computer Science, and 2 Business school candidates.

International Student (Full-time, F-1) Countries of Origin



The greatest number of students at Loyola are from China (38%). This is up from 35.7% in 2014-15. In 2014-15, Chinese students comprised 31% of the total international student population in the United States and students from across Asia accounted for 64% of all international students in the U.S.*

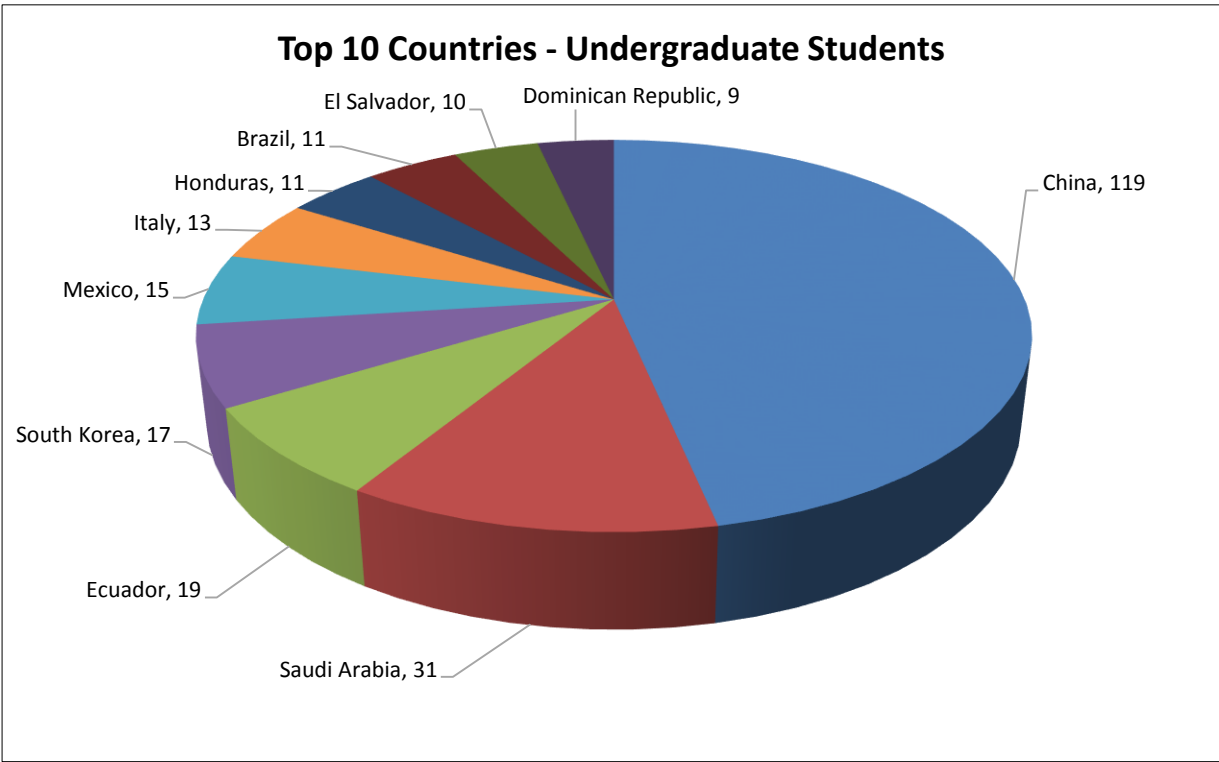
50% of the Chinese students studying at Loyola (164) were enrolled in the Graduate School of Business in 2015-16. This is down 11% from AY 2014-15 (200 students), as Chinese students pursued a wider variety of academic programs.

Chinese students comprise 45% of the total *international* graduate student population at Loyola University Chicago (209 out of 461 students)

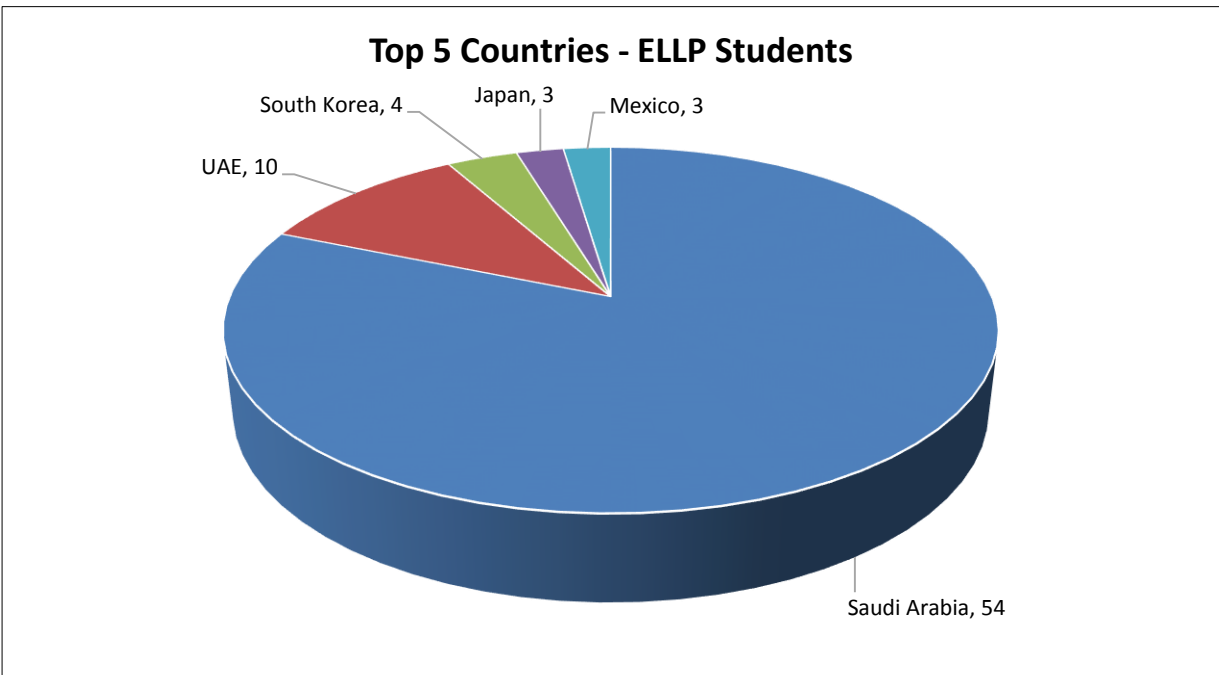
* Farrugia, C.A., & Bhandari, R. (2015). *Open Doors 2015 Report on International Educational Exchange*. New York: Institute of International Education.

International Student (Full-time, F-1) Countries of Origin

Africa		Asia		Europe		Latin America	
East Africa		East Asia		Belarus	1	Mexico & Central America	
Ethiopia	1	China	328	Belgium	1	Belize	1
Kenya	3	Hong Kong	5	Bulgaria	1	Costa Rica	1
Madagascar	1	Japan	8	Cyprus	1	El Salvador	10
Mauritius	2	South Korea	35	Denmark	1	Guatemala	3
Seychelles	1	Taiwan	10	Finland	2	Honduras	11
Tanzania	3	South & Central Asia		France	10	Mexico	19
Uganda	5	Bangladesh	1	Germany	11	Nicaragua	1
West Africa		India	70	Greece	4	Panama	6
Benin	2	Nepal	2	Ireland	2	South America	
Burkina Faso	1	Pakistan	5	Italy	16	Argentina	1
Cameroon	4	Sri Lanka	2	Macedonia	1	Bolivia	1
Ghana	1	Turkmenistan	1	Netherlands	1	Brazil	14
Nigeria	15	Southeast Asia		Poland	1	Colombia	14
Central Africa		Indonesia	6	Portugal	1	Ecuador	22
Congo, The Democratic Republic of	3	Malaysia	10	Russia	3	Paraguay	1
North Africa		Myanmar (Burma)	1	Republic of Serbia	2	Peru	2
Egypt	1	Philippines	5	Spain	5	Venezuela	12
Libya	1	Thailand	6	Sweden	1	Middle East	
Morocco	2	Vietnam	19	Switzerland	2	Bahrain	1
Southern Africa		North America		Turkey	10	Iran	1
Angola	1	Canada	21	Ukraine	2	Jordan	4
South Africa	1	Oceania		United Kingdom	5	Kuwait	3
Zimbabwe	2	Australia	4	Latin America		Palestine	2
		Mali	1	Caribbean		Saudi Arabia	122
		New Zealand	4	Dominican Republic	9	Syria	3
				Jamaica	2	UAE	12
				Trinidad & Tobago	1		

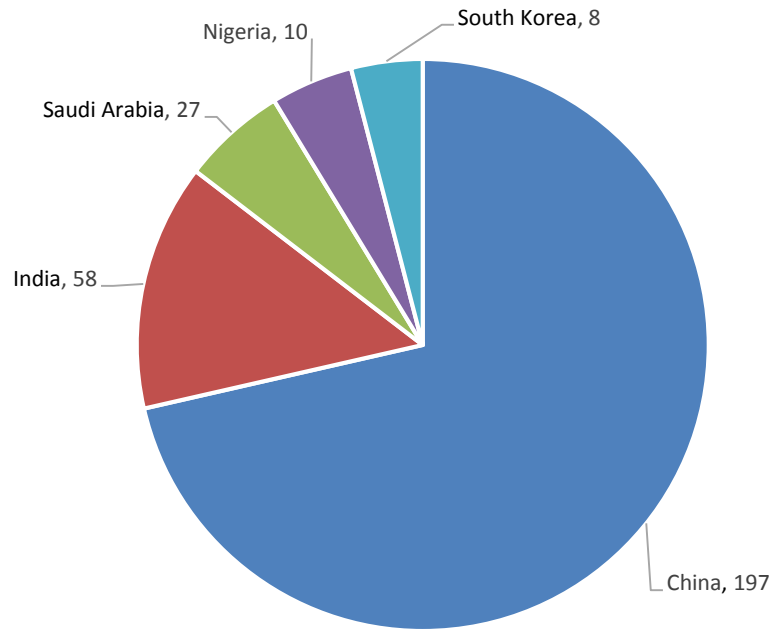


According to IIE's *Open Doors Report*, in 2014-15 Illinois was ranked as having the fifth largest international student population in the United States at 46,574 students, with Chicago alone hosting 28,829 students. This is a 9.5% increase over 2013-14.

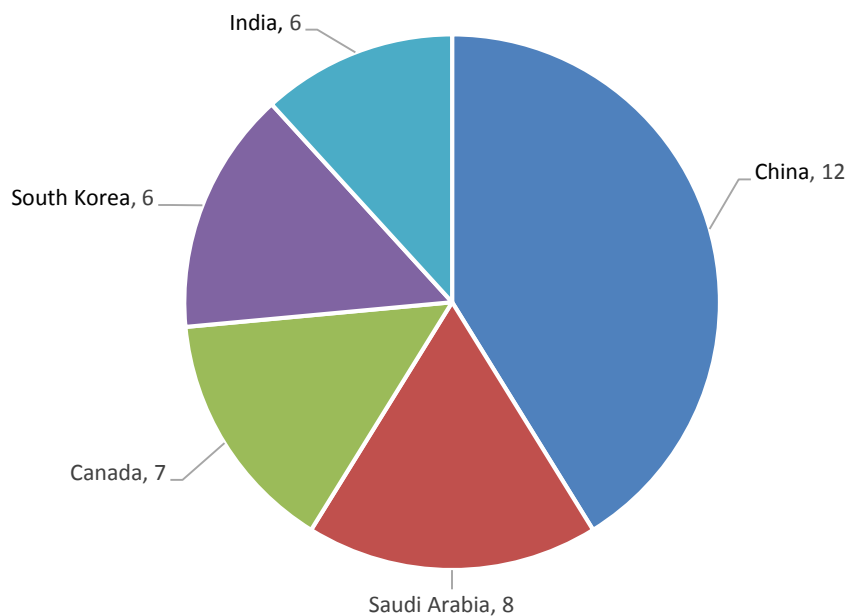


Saudi Arabian students in ELLP are sponsored by the Saudi Arabian Cultural Mission (SACM), which provides funding for students to participate in English language programs.

Top 5 Countries - Master's Degree Students



Top 5 Countries - Doctoral Degree Students

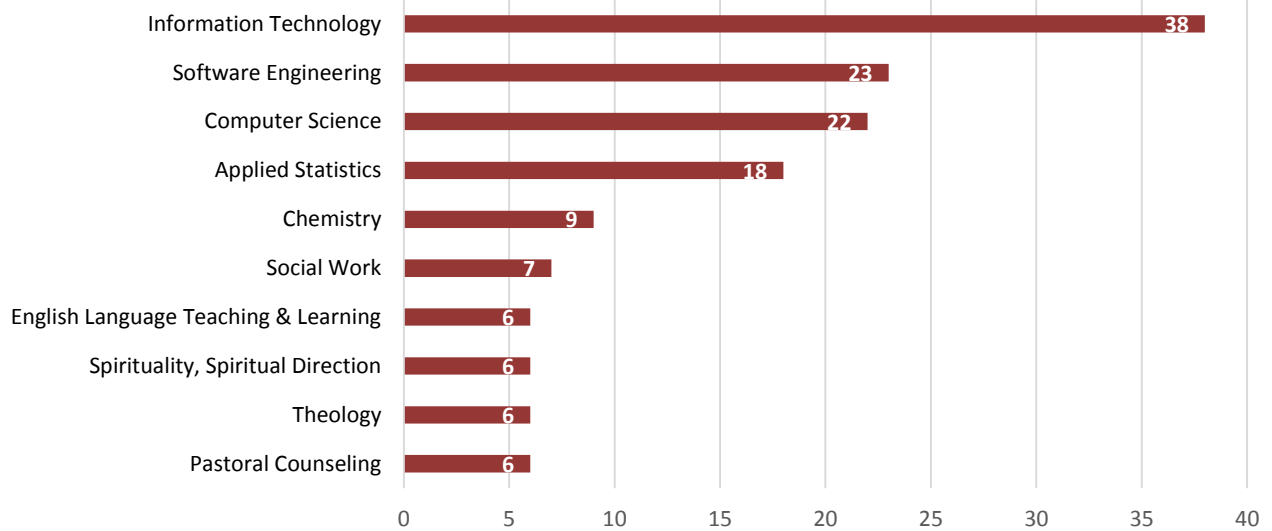


Additional countries of origin for Doctoral students (with two or less students per county) include: Cameroon, Columbia, Cyprus, England, France, Germany, Ireland, Kenya, Macedonia, Madagascar, Malaysia, Mali, Nigeria, Spain, Sri Lanka, Turkey, Uganda, Vietnam, and Zimbabwe.

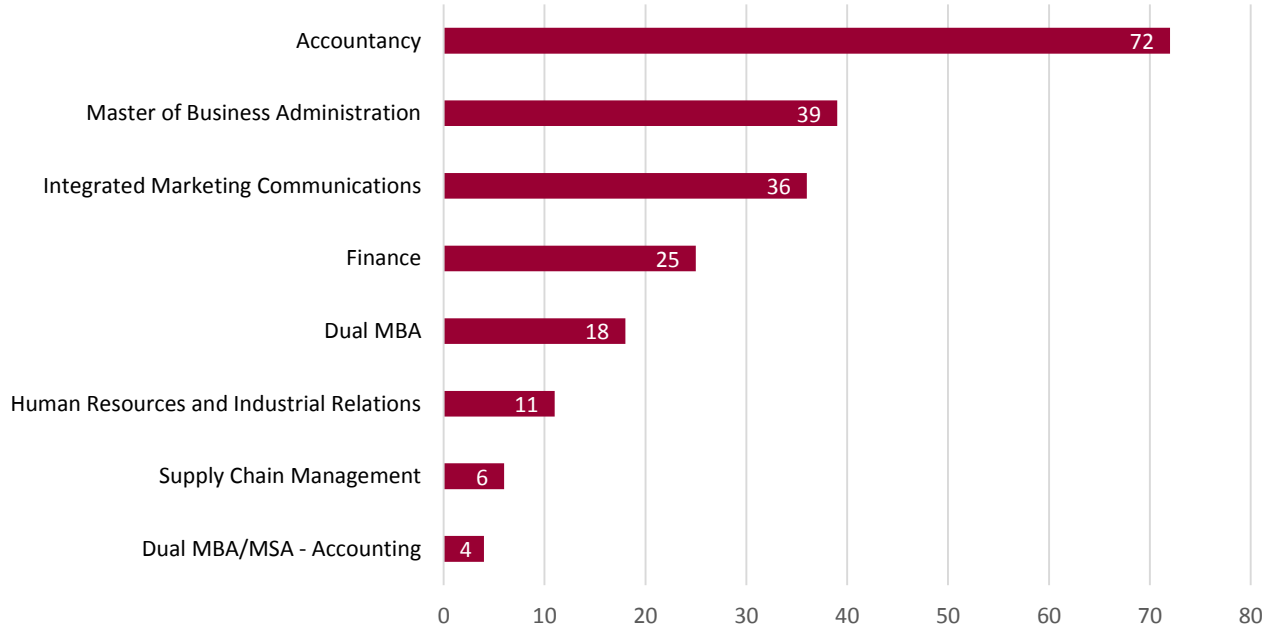
Program of Study Overview

The following charts depict the number of international students in each program of study for the following degrees: Academic and Professional Master's and Academic and Professional Doctoral.

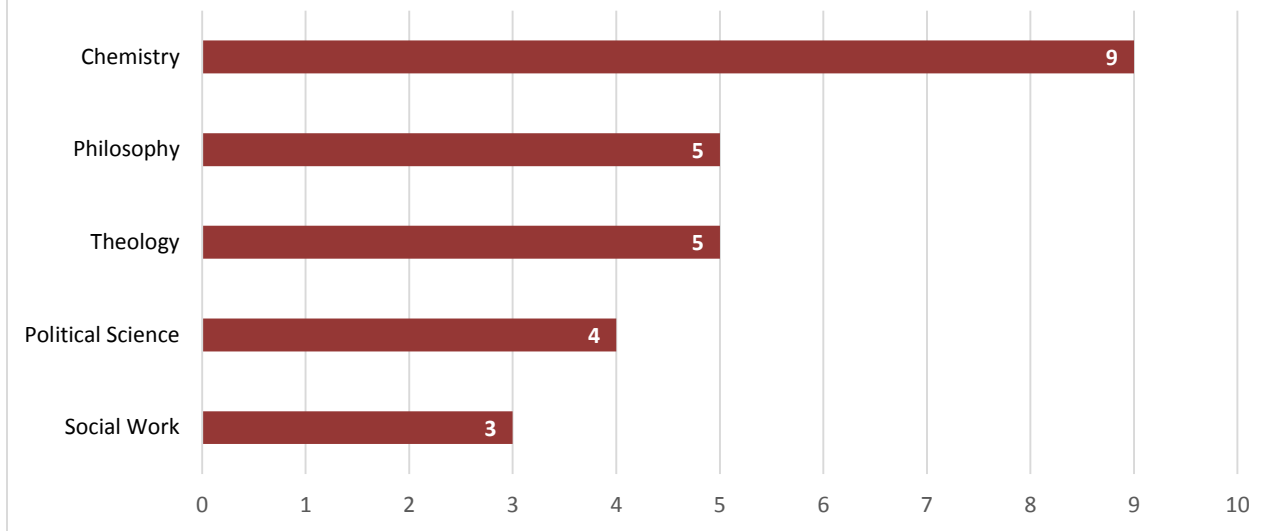
Top 10 Academic Master's Programs by Student Enrollment



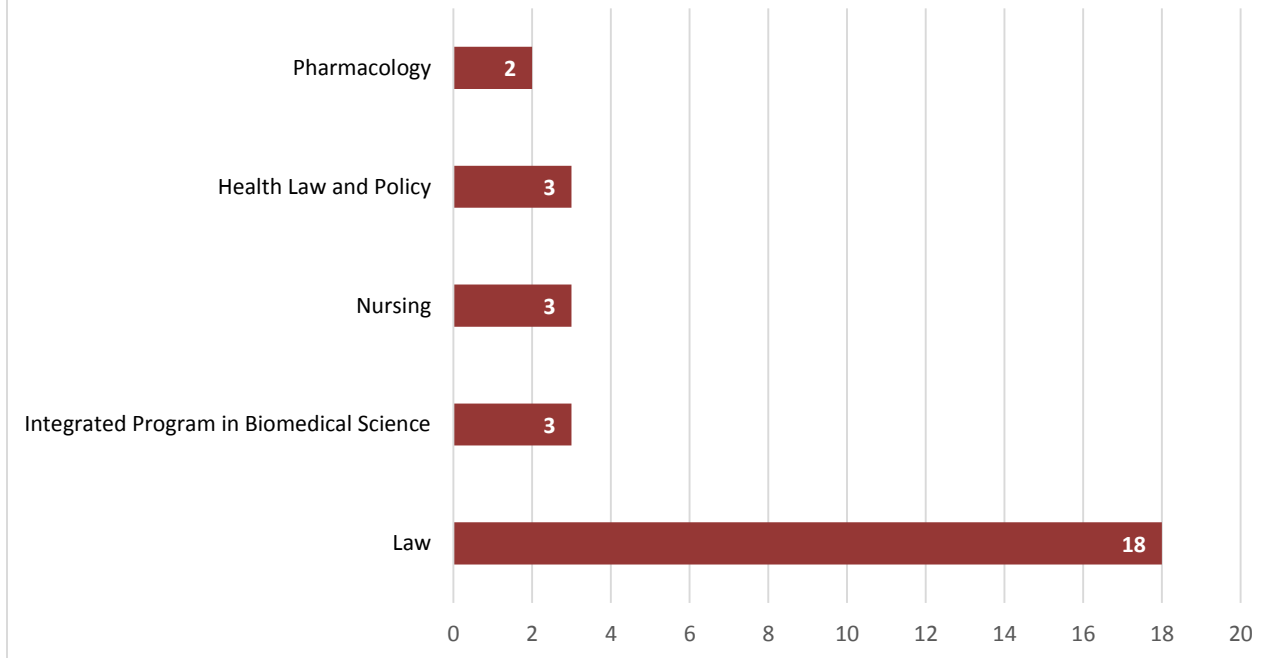
Top 10 Professional Master's Programs by Student Enrollment



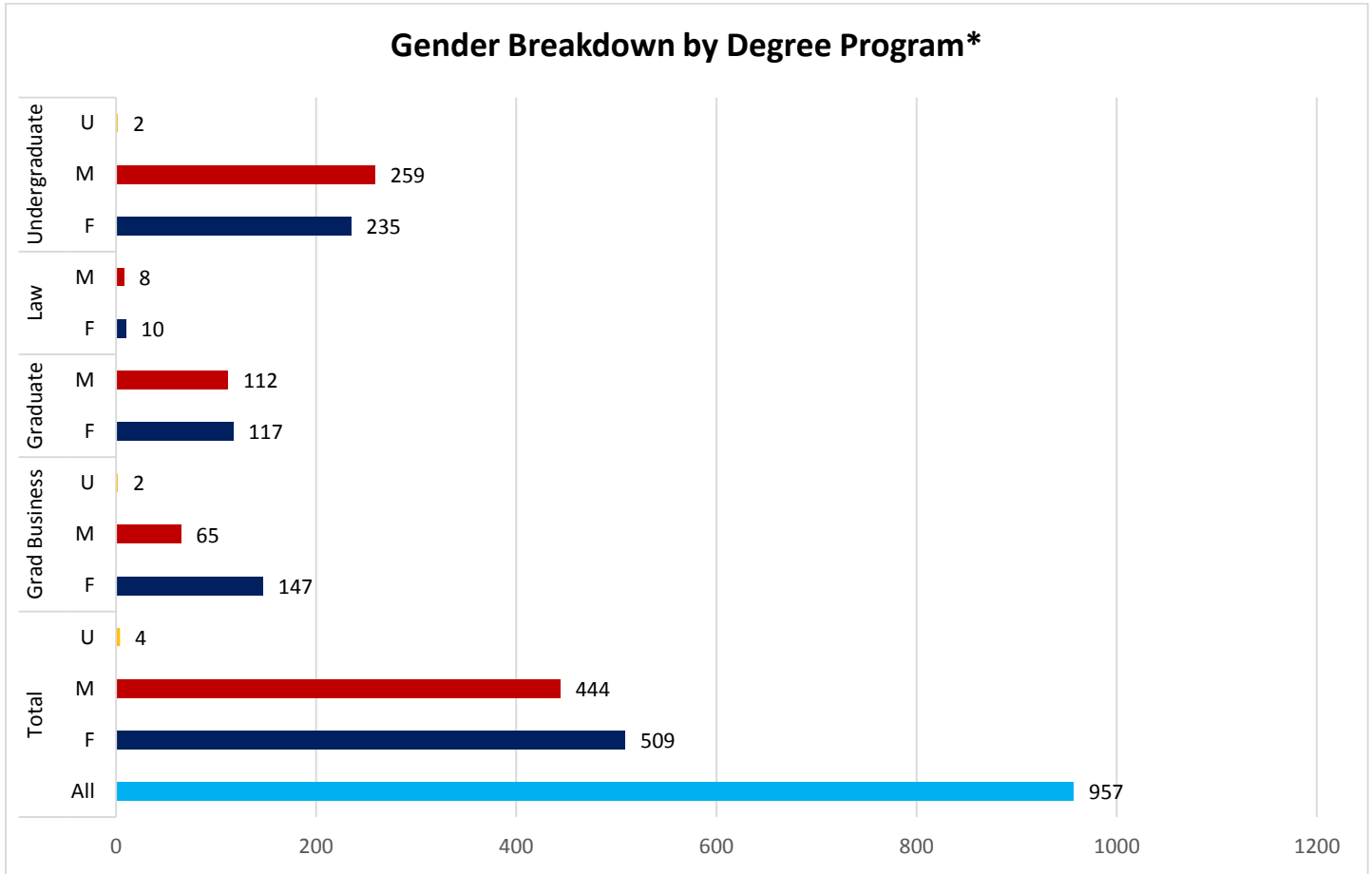
Top 5 Academic Doctoral Programs by Student Enrollment



Top 5 Professional Doctoral Programs by Student Enrollment



Additional Demographic Information



*Students are allowed to self-identify gender on admissions applications. U = Unspecified. Numbers do not include international students on Optional Practical Training (OPT) but do include all full-time F-1 students (degree seeking and ELLP students).

Gender Comparison: Internationals as Percentage of Total Student Population

Undergraduate Students

<i>Total female population:</i>	6,247 students	International female students as percentage of total female population:	3.8%
<i>Total male population</i>	2,398 students	international male students as percentage of total male population:	10.0%
Graduate Students			
<i>Total female population</i>	2,398 students	International female students as percentage of total female population	11%
<i>Total male population</i>	1,561 students	international male students as percentage of total male population	11.8%